



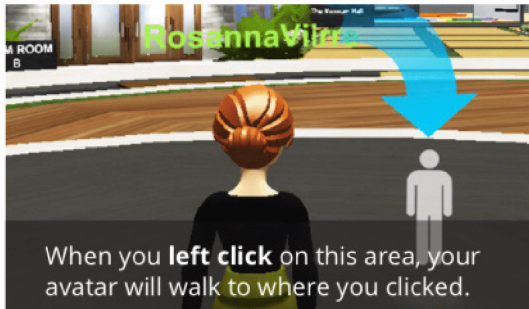
Moving Your Avatar

Using the keyboard

↑	OR	W	Forward
↓		S	Backward
→		D	Turn Right
←		A	Turn Left
Shift			Run
Space			Unlock Camera

Using the mouse

When you hover your mouse over a place your avatar can walk to, an icon of a person will appear.



Menu

In the top left corner there is a drop down menu. Left click items here for various functions.



The GO TO menu lists all the rooms you can fast travel or teleport to.

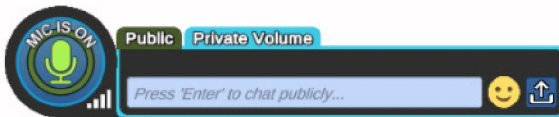
The menu under your account name allows you to change your avatar, view your profile, and use emotes.

F1 - F8: Emotes

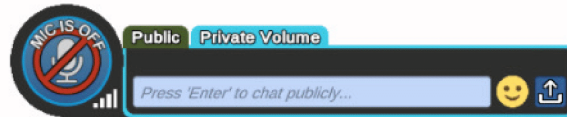


Voice Chat

When the program opens, your microphone will be muted.



Click on the microphone icon to open your microphone. A blue chat bubble will appear above this to indicate that others can hear you.



VirBELA has built in voice detection. While you are speaking, a speech bubble will appear above your avatar's head.

Alternatively, you can use the push-to-talk function to open the microphone when:

- Hold the 1 Key → Open Mic**
- Enter Toggle → Text Chat**



Presentation Boards

To use a presentation board, simply click on it. A URL bar will appear in the bottom right corner of the screen to show you it is active.

Use this bar like a regular browser to navigate the web. You may also take ownership of the board, and activate screensharing or webcam sharing from here.

